

# T estpassport問題集



---

更に上のクオリティ      更に上のサービス

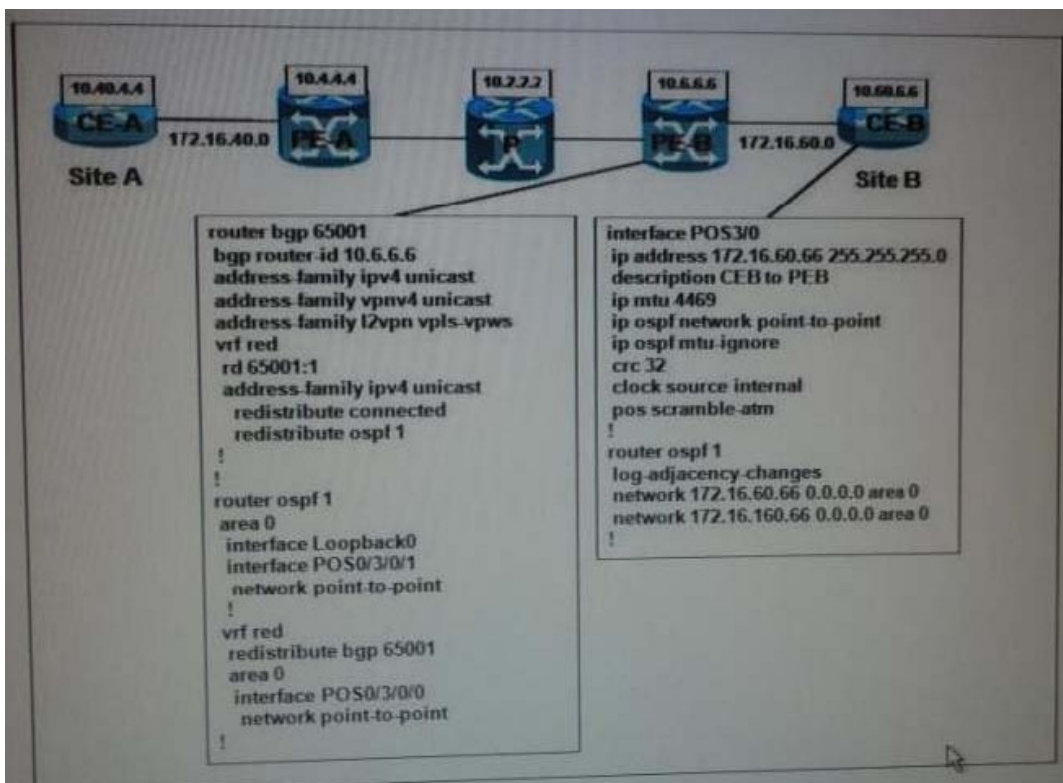
一年で無料進級することに提供する  
[Http://www.testpassport.jp](http://www.testpassport.jp)

**Exam** : **642-780**

**Title** : Maintaining Cisco Service  
Provider VPNs and MPLS  
Networks (MSPVM)

**Version** : Demo

1.Refer to the exhibit.



The customer has an MPLS Layer 3 VPN service CE-A is not able to ping the CE-B loopback address 10.60.6.6 CE-A is able to ping the CE-B network interface address 172.16.60.66. What must be added to the configuration to allow the loopback ping to work?

- A. The PE-B configuration needs a neighbor 10.60.6.6 command added
- B. The PE-B configuration needs interface loopback0 added under vrf red area 0
- C. The CE-B configuration needs to static route added for the PE-B connected interface
- D. The CE-B configuration needs network 10.60.6.6 under router ospf 1

Answer: D

2.Refer to the exhibit. What type of MPLS LAYER 3 VPN configurations is represented.?



- A. Simple two-VPN scenario
- B. Overlapping VPNs

C. Central services VPNs

D. Extranet VPNs

Answer: C

3. In a service provider layer 3 MPLS VPN implementations, what is the minimum number of routing on the PE routers?

A. Three

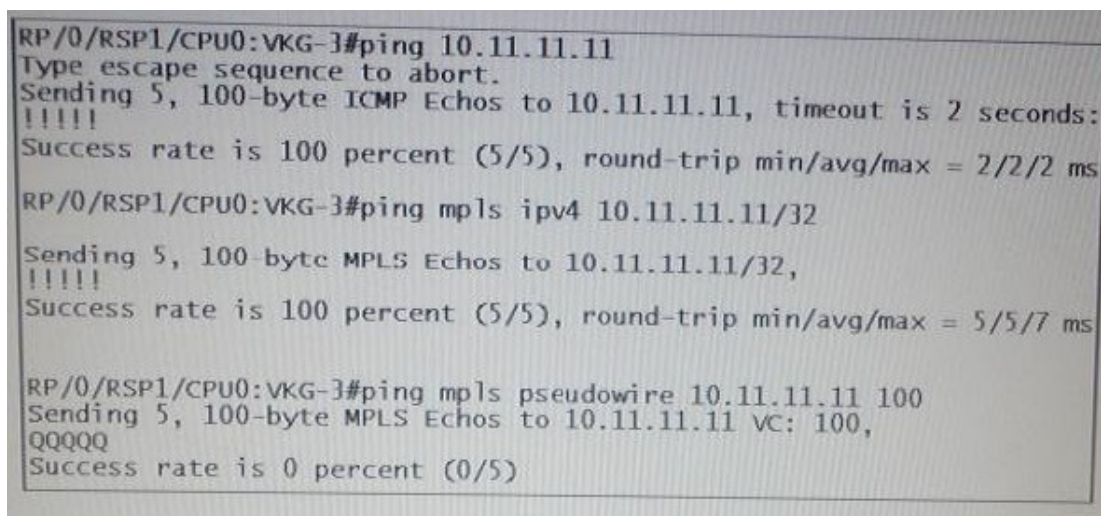
B. Four

C. Five

D. Six

Answer: A

4. Refer to the exhibit.



```
RP/0/RSP1/CPU0:VKG-3#ping 10.11.11.11
Type escape sequence to abort.
Sending 5, 100-byte ICMP Echos to 10.11.11.11, timeout is 2 seconds:
!!!!
Success rate is 100 percent (5/5), round-trip min/avg/max = 2/2/2 ms

RP/0/RSP1/CPU0:VKG-3#ping mpls ipv4 10.11.11.11/32
Sending 5, 100-byte MPLS Echos to 10.11.11.11/32,
!!!!
Success rate is 100 percent (5/5), round-trip min/avg/max = 5/5/7 ms

RP/0/RSP1/CPU0:VKG-3#ping mpls pseudowire 10.11.11.11 100
Sending 5, 100-byte MPLS Echos to 10.11.11.11 VC: 100,
QQQQ
Success rate is 0 percent (0/5)
```

The commands on the figure were executed from a Cisco ASR 9000 series router. The remote end of ping is Cisco XR 12000 series router. Which statement is true?

A. The XR 12000 has an access list that blocks the MPLS pseudowire ping


B. The interface connected to the XR 12000 is not running LDP

C. These results will occur during convergence when MPLS LDP sync is enabled

D. The MPLS pseudowire ping was not sent

Answer: D

5. Refer to the exhibit.



```
debug mpls packet
RP/0/0/CPU0:XR12000# debug mpls packet
LC/0/0/CPU0:May 27 10:44:45.011 : netio[212]: mpls_switch-2: received an mpls packet on GigabitEthernet0_0_1_1:
proto=0, direction = ingress
LC/0/0/CPU0:May 27 10:44:45.011 : netio[212]: Flag set to 0x00000001
LC/0/0/CPU0:May 27 10:44:45.012 : netio[212]: mpls_get_payload_start: ipv4: src=0xa646402, dst=0x7f000001
LC/0/0/CPU0:May 27 10:44:45.013 : netio[212]: mpls_get_payload_start: src. port = 0xdaf, dst. port = 0xdaf, protocol =
0x11
LC/0/0/CPU0:May 27 10:44:45.013 : netio[212]: mpls_switch: GigabitEthernet0_0_1_1, mpls eos 1, ttl 1, len 132, inlabel
16017, tbit_id=0xe0000000, vrf_id=0x60000000
LC/0/0/CPU0:May 27 10:44:45.014 : netio[212]: [mpls/netio/src/mpls_netio_switch.c:1133] t3_len:[0x00000078]
readoff:[0x0000000C]
LC/0/0/CPU0:May 27 10:44:45.014 : netio[212]: Flag set to 0x00000001
LC/0/0/CPU0:May 27 10:44:45.015 : netio[212]: CW 0x46000078
LC/0/0/CPU0:May 27 10:44:45.015 : netio[212]: CW NOT found
LC/0/0/CPU0:May 27 10:44:45.016 : netio[212]: iphdr_len [24]
LC/0/0/CPU0:May 27 10:44:45.016 : netio[212]: mpls_netio_is_ispv_pkt: Packet is a LSP ping packet. UDP dest
port=3503
LC/0/0/CPU0:May 27 10:44:45.017 : netio[212]: [mpls/netio/src/mpls_netio_switch.c:1307] network_start pointing at:
0x00000046
LC/0/0/CPU0:May 27 10:44:45.017 : netio[212]: First 4 network bytes: 0x46000078
LC/0/0/CPU0:May 27 10:44:45.017 : netio[212]: mpls_switch: MPLS TTL expired on LSP ping packet. Send to ipv4
netio for processing
LC/0/0/CPU0:May 27 10:44:45.030 : netio[212]: mpls_switch-2: received an mpls packet on GigabitEthernet0_0_1_1:
proto=0, direction = ingress
LC/0/0/CPU0:May 27 10:44:45.030 : netio[212]: Flag set to 0x00000001
LC/0/0/CPU0:May 27 10:44:45.031 : netio[212]: mpls_get_payload_start: ipv4: src=0xa646402, dst=0x7f000001
LC/0/0/CPU0:May 27 10:44:45.031 : netio[212]: mpls_get_payload_start: src. port = 0xdaf, dst. port = 0xdaf, protocol =
0x11
LC/0/0/CPU0:May 27 10:44:45.032 : netio[212]: mpls_switch: GigabitEthernet0_0_1_1, mpls eos 1, ttl 2, len 132, inlabel
16017, tbit_id=0xe0000000, vrf_id=0x60000000
LC/0/0/CPU0:May 27 10:44:45.032 : netio[212]: mpls_switch: DISPOSITION (PHP) to ip: prop ttl = 1, ttl=1
```

- The output from the debug command is from the Cisco XR12000 series Router, which statement is true?
- A. The output is the result of single iteration of mpls ping executed on the cisco ASR 9000 Series Router
  - B. The output is the result of single iteration of mpls ping executed on the cisco ASR 9000 series Router
  - C. The packets did not reach its destination because the control word was not found
  - D. The output is the result of single iteration of mpls ping executed on the cisco CRS-1 carrier routing system.

Answer: C