

T estpassport問題集



更に上のクオリティ 更に上のサービス

一年で無料進級することに提供する
[Http://www.testpassport.jp](http://www.testpassport.jp)

Exam : MD-101

Title : Managing Modern Desktops

Version : DEMO

1. Testlet 1

This is a case study. Case studies are not timed separately. You can use as much exam time as you would like to complete each case. However, there may be additional case studies and sections on this exam. You must manage your time to ensure that you are able to complete all questions included on this exam in the time provided.

To answer the questions included in a case study, you will need to reference information that is provided in the case study. Case studies might contain exhibits and other resources that provide more information about the scenario that is described in the case study. Each question is independent of the other questions in this case study.

At the end of this case study, a review screen will appear. This screen allows you to review your answers and to make changes before you move to the next section of the exam. After you begin a new section, you cannot return to this section.

To start the case study

To display the first question in this case study, click the **Next** button. Use the buttons in the left pane to explore the content of the case study before you answer the questions. Clicking these buttons displays information such as business requirements, existing environment, and problem statements. When you are ready to answer a question, click the **Question** button to return to the question.

General Overview

Litware, Inc. is an international manufacturing company that has 3,000 employees. The company has sales, marketing, research, human resources (HR), development, and IT departments.

Litware has two main offices in New York and Los Angeles. Litware has five branch offices in Asia.

Existing Environment

Current Business Model

The Los Angeles office has 500 developers. The developers work flexible hours ranging from 11 AM to 10 PM.

Litware has a Microsoft System Center 2012 R2 Configuration Manager deployment.

During discovery, the company discovers a process where users are emailing bank account information of its customers to internal and external recipients.

Current Environment

The network contains an Active Directory domain that is synced to Microsoft Azure Active Directory (Azure AD). The functional level of the forest and the domain is Windows Server 2012 R2. All domain controllers run Windows Server 2012 R2.

Litware has the computers shown in the following table.

Department	Windows version	Management platform	Domain-joined
Marketing	8.1	Configuration Manager	Hybrid Azure AD-joined
Research	10	Configuration Manager	Hybrid Azure AD-joined
HR	8.1	Configuration Manager	Hybrid Azure AD-joined
Developers	10	Microsoft Intune	Azure AD-joined
Sales	10	Microsoft Intune	Azure AD-joined

The development department uses projects in Azure DevOps to build applications. Most of the employees in the sales department are contractors. Each contractor is assigned a computer that runs Windows 10. At the end of each contract, the computer is assigned to a different contractor. Currently, the computers are re-provisioned manually by the IT department.

Problem Statements

Litware identifies the following issues on the network:

- Employees in the Los Angeles office report slow Internet performance when updates are downloading. The employees also report that the updates frequently consume considerable resources when they are installed. The Update settings are configured as shown in the Updates exhibit. (Click the Updates button.)
- Management suspects that the source code for the proprietary applications in Azure DevOps is being shared externally.
- Re-provisioning the sales department computers is too time consuming.

Requirements

Business Goals

Litware plans to transition to co-management for all the company-owned Windows 10 computers. Whenever possible, Litware wants to minimize hardware and software costs.

Device Management Requirements

Litware identifies the following device management requirements:

- Prevent the sales department employees from forwarding email that contains bank account information.
- Ensure that Microsoft Edge Favorites are accessible from all computers to which the developers sign in.
- Prevent employees in the research department from copying patented information from trusted applications to untrusted applications.

Technical Requirements

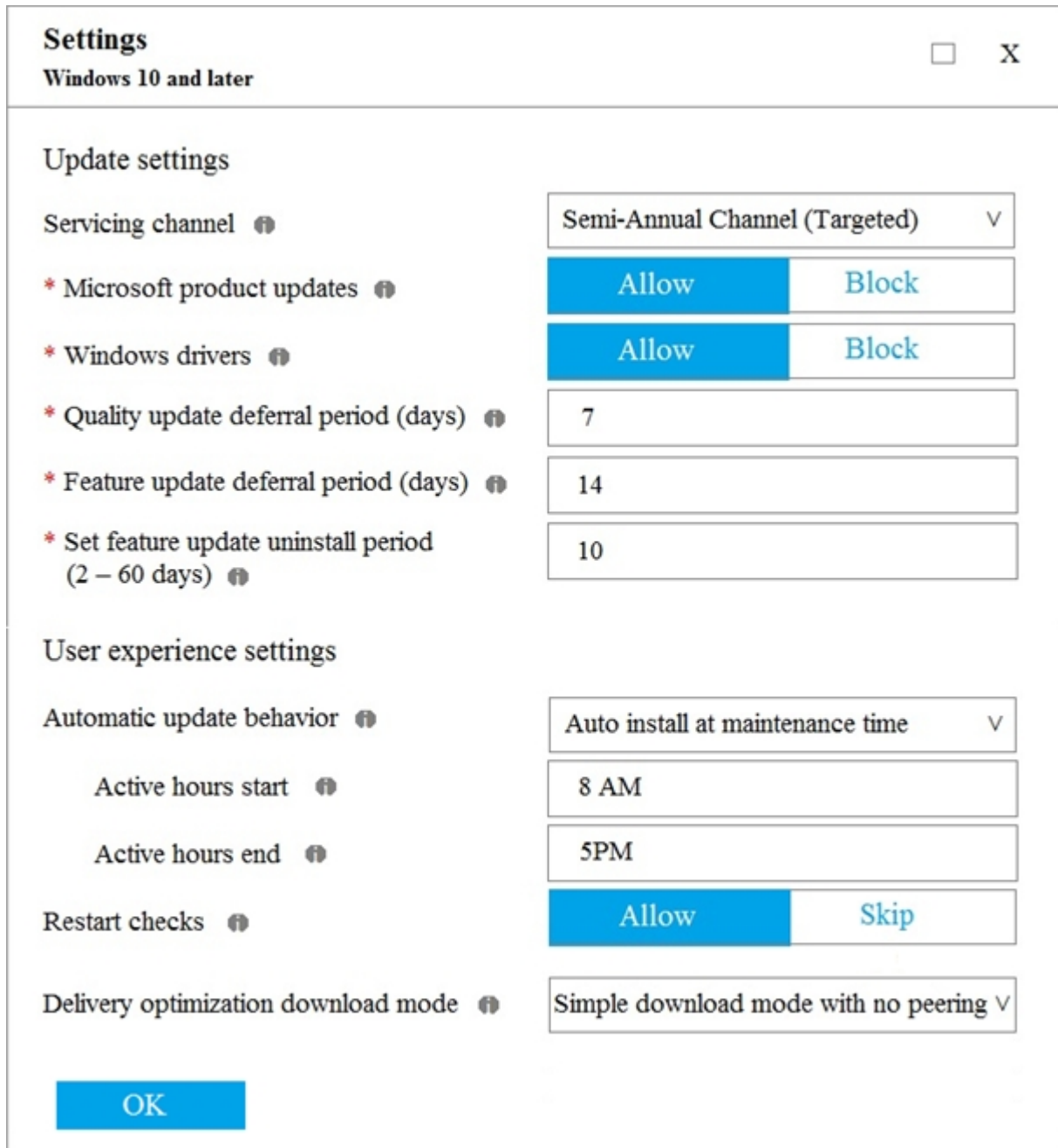
Litware identifies the following technical requirements for the planned deployment:

- Re-provision the sales department computers by using Windows AutoPilot.
- Ensure that the projects in Azure DevOps can be accessed from the corporate network only.
- Ensure that users can sign in to the Azure AD-joined computers by using a PIN. The PIN must expire every 30 days.
- Ensure that the company name and logo appears during the Out of Box Experience (OOBE) when using

Windows AutoPilot.

Exhibits

Updates



You need to capture the required information for the sales department computers to meet the technical requirements.

Which Windows PowerShell command should you run first?

- A. Install-Module WindowsAutoPilotIntune
- B. Install-Script Get-WindowsAutoPilotInfo
- C. Import-AutoPilotCSV
- D. Get-WindowsAutoPilotInfo

Answer: A

Explanation:

References:

<https://docs.microsoft.com/en-us/windows/deployment/windows-autopilot/existing-devices>

2.HOTSPOT

You need to resolve the performance issues in the Los Angeles office.

How should you configure the update settings? To answer, select the appropriate options in the answer area. NOTE: Each correct selection is worth one point.

Answer Area

**Change Delivery Optimization
download mode to:**

<input type="checkbox"/>
Bypass mode
HTTP blended with internet peering
HTTP blended with peering behind same NAT
Simple download mode with no peering

Update Active Hours Start to:

<input type="checkbox"/>
10 AM
11 AM
10 PM
11 PM

Update Active Hours End to:

<input type="checkbox"/>
10 AM
11 AM
10 PM
11 PM

Answer:

Answer Area

Change Delivery Optimization download mode to:

Bypass mode
HTTP blended with internet peering
HTTP blended with peering behind same NAT
Simple download mode with no peering

Update Active Hours Start to:

10 AM
11 AM
10 PM
11 PM

Update Active Hours End to:

10 AM
11 AM
10 PM
11 PM

Explanation:

Note: The default maximum difference from start time has been increased to 18 hours in Windows 10, version 1703. It was previously 12 hours.

Reference: <https://docs.microsoft.com/en-us/windows/deployment/update/waas-delivery-optimization>

<https://2pintsoftware.com/delivery-optimization-dl-mode/>

<https://docs.microsoft.com/en-us/windows/client-management/mdm/policy-csp-update#update-activehoursend>

3.What should you configure to meet the technical requirements for the Azure AD-joined computers?

- A. Windows Hello for Business from the Microsoft Intune blade in the Azure portal.
- B. The Accounts options in an endpoint protection profile.
- C. The Password Policy settings in a Group Policy object (GPO).
- D. A password policy from the Microsoft Office 365 portal.

Answer: A

Explanation:

References:

<https://docs.microsoft.com/en-us/windows/security/identity-protection/hello-for-business/hello-manage-in-organization>

4.HOTSPOT

You need to meet the OOBE requirements for Windows AutoPilot.

Which two settings should you configure from the Azure Active Directory blade? To answer, select the appropriate settings in the answer area. NOTE: Each correct selection is worth one point.

i Overview

Getting started

Manage

Users
Groups
Organizational relationships
Roles and administrators
Enterprise applications
Devices
App registrations
App registrations (Preview)
Application proxy
Licenses
Azure AD Connect
Custom domain names
Mobility (MDM and MAM)
Password reset
Company branding
User settings
Properties
Notifications settings

Answer:

i Overview

Getting started

Manage

Users
Groups
Organizational relationships
Roles and administrators
Enterprise applications
Devices
App registrations
App registrations (Preview)
Application proxy
Licenses
Azure AD Connect
Custom domain names
Mobility (MDM and MAM)
Password reset
Company branding
User settings
Properties
Notifications settings

Explanation:

From the scenario: Ensure that the company name and logo appears during the Out of Box Experience (OOBE) when using Windows AutoPilot.

Reference:

<https://blogs.technet.microsoft.com/mniehaus/2017/12/22/windows-autopilot-azure-ad-branding/>

5.HOTSPOT

You need to meet the technical requirements for Windows AutoPilot.

Which two settings should you configure from the Azure Active Directory blade? To answer, select the appropriate settings in the answer area. NOTE: Each correct selection is worth one point.

Answer Area

 Search (Ctrl+/)


 Overview


 Getting started


Manage

 Users


 Groups

 Organizational relationships


 Roles and administrators

 Enterprise applications

 Devices


 App registrations

 App registrations (Preview)

 Application proxy


 Licenses


 Azure AD Connect

 Custom domain names

 Mobility (MDM and MAM)

 Password reset

 Company branding


 User settings

 Properties

 Notifications settings

Answer:

Answer Area

 Search (Ctrl+/)


 Overview


 Getting started


Manage

 Users


 Groups

 Organizational relationships


 Roles and administrators

 Enterprise applications

 Devices


 App registrations

 App registrations (Preview)

 Application proxy


 Licenses


 Azure AD Connect

 Custom domain names

 Mobility (MDM and MAM)

 Password reset

 Company branding

 User settings

 Properties

 Notifications settings

Explanation:

Reference:

<https://docs.microsoft.com/en-us/windows/deployment/windows-autopilot/windows-autopilot-reset>

<https://docs.microsoft.com/en-za/azure/active-directory/fundamentals/customize-branding#add-company-branding-to-your-directory>